


SUSTAINABILITY TOUR



Explore the green features
around our property

WELCOME TO MARINA BAY SANDS



Our innovative building integrates the best of smart technology with sustainable design and practice.

Go on a simple self-guided tour to take a closer look at how sustainability is embedded across the property.

 Refer to the back cover of this brochure for the tour map.


OUR FOCUS AREAS



Marina Bay Sands® is Asia's leading destination for business, leisure and entertainment, delivering unparalleled experiences for our guests. Located in the heart of Singapore's Central Business District, Marina Bay Sands' iconic design and multi-dimensional offerings have transformed Singapore's city skyline and its tourism landscape since it opened on 27 April 2010.

Marina Bay Sands features three cascading hotel towers with 2,561 luxury rooms and suites, state-of-the-art convention and exhibition facilities, a theatre, world-class entertainment and the best shopping and dining in the region. The three hotel towers are crowned by the spectacular Sands SkyPark®.

1 TIPPING WALL



Our first stop is the *Tipping Wall*, facing the taxi stand at Tower 3.

This wall was designed by Ned Kahn, a renowned environmental artist and sculptor.

Collected rainwater runs down a wall covered in 7,000 hinged metal channels, making them tilt left or right.

The water spills down to a catchment area below and is recirculated upwards to pour down again.

①.....② While facing the *Tipping Wall*, walk a couple of steps towards your left and look to the right, perpendicular to the *Tipping Wall*.

2 WIND ARBOR



The *Wind Arbor* is the largest and most visible art installation on our property, comprising 260,000 aluminum metal flaps that reflect light and ripple in the wind.

This shimmering art piece was also created by Ned Kahn, with the intention to create a sense of wonder and delight.

The sculpture shields the building from sunlight with its stainless steel net, keeping the building's temperature low.

See if you can spot more of the *Wind Arbor* scattered across our property!

②.....⑤ Go back inside the hotel and walk straight through the lobby towards Hotel Tower 1. Look out for RISE Restaurant on your left, and access the Herb Garden through the glass doors at the rear of the restaurant.

3 RISE HERB GARDEN



The RISE Herb Garden is where you will discover how over 70 edible plants are specially grown, nurtured, and harvested for our guests to enjoy. RISE is also one of our most sustainable restaurants – why not linger and enjoy some certified sustainable seafood?

800 to 1,200 grams of herbs, such as sorrel and lemon balm, are harvested at the herb garden every day.

If you're lucky, you might see a gardener harvesting some herbs!

③.....④ Exit the restaurant, turn right and walk towards Hotel Tower 2. You will see a set of escalators on your left. After the escalators, there is a glass door leading to an outdoor garden. Take the lift in the garden to Level 6.

4 ROOFTOP GARDEN & HOTEL VIEWPOINT




Our green roof (a roof covered with plants) absorbs heat and provides insulation, reducing the need for air conditioning and consequently lowering our carbon emissions.

Note how each hotel tower is slanted – Hotel Tower 1, in particular, has a slope of 26 degrees.

This is one of the best spots on our property to take a selfie with the three hotel towers. Don't forget to hashtag #MarinaBaySands when posting online!

④.....⑤ Now walk through the garden towards The Shoppes, and take the escalator down towards Level 1 of The Shoppes.



5 SKYLIGHT AT THE SHOPPES

Architect Moshe Safdie wanted to maximise natural lighting to bring the outdoors inside. He achieved this by designing a glass roof over the mall that spans nearly 800,000ft².

High-tech photocell sensors detect the brightness of the sunlight and adjust interior lighting accordingly, ensuring that artificial lighting is kept to an optimal level.

90% of lighting on the property is energy efficient and we're working towards using 100% LED lighting by 2020.



Walk straight and head out of the mall, towards the Event Plaza. Turn right and enjoy a walk along the Promenade towards the iconic ArtScience Museum™.

6 THE MARINA BAY



Marina Bay Sands, as well as the cluster of buildings that you see around the bay, are all built on reclaimed land.


Ships used to be docked for passengers to be transferred to small boats, which then ferried them to Johnston's Pier (replaced by Clifford Pier in 1933).

Did you know that none of Singapore's rivers are 'rivers' anymore? This body of water is one of Singapore's 17 reservoirs. Rainwater collected in these reservoirs is piped to water-treatment plants where it is processed into potable water.



Walk to the ArtScience Museum and view the Rain Oculus from Level 1 or Basement 2 of the museum.

7 RAIN OCULUS



The *Rain Oculus*, another piece by Ned Kahn, collects and recycles rainwater which is used to fill the canal at The Shoppes and for bathroom flushing at the ArtScience Museum.

Water flows at up to 6,000 gallons per minute through the Oculus, and it can hold up to 200 tonnes of water.


It creates a whirlpool motion on level 1, with the water falling one storey through a hole in the centre of the Oculus.

There is another *Rain Oculus* at The Shoppes – did you manage to see it just now?



Exit the museum. Turn right towards the main walkway, and make a left towards Gardens by the Bay. Walk under the Helix Bridge and keep going until you reach the domes of Gardens by the Bay.

8 GARDENS BY THE BAY



Immerse yourself in Gardens by the Bay, filled with plants seldom seen in this part of the world, ranging from species in cool, temperate climates to tropical forests and habitats.

The iconic Supertrees are designed with large canopies that provide shade in the day and come alive with an exhilarating display of light and sound at night.

The two massive glass conservatories use energy-efficient solutions for cooling and house a diverse collection of unique plants that are of high conservation value.

If you're lucky, you might catch a glimpse of the smooth coated otters that live in the waterways alongside the park – that's how clean the water is.



If you wish to return to Marina Bay Sands, follow the directions towards Bayfront MRT Station or Garden Bay Bridge.

WE HOPE YOU HAVE ENJOYED THIS TOUR AND LEARNT A LITTLE MORE ABOUT MARINA BAY SANDS' SUSTAINABILITY EFFORTS!

START YOUR SELF-GUIDED TOUR AT HOTEL LOBBY TOWER 3

Use the map below and follow the numbered route

